









# Student Engagement

Focus: The use of games to enthuse and encourage.

10 of my favourite activities that always work, are effective and also require minimal preparation on the part of the teacher.

1. **Battleships** – Speaking activity  
(Students don't realise they are speaking French!)


								
J'ai								
Tu as								
Il a								
Elle a								
Nous avons								
Vous avez								
Ils ont								
Elles ont								

**Work out how to say:**

1. I ate pizza
2. He worked at school
3. They (boys) read a book
4. You (plural) drank coca-cola
5. We watched TV

2. **Chef d'orchestre** – choral repetition game – display a list of new words or phrases. Send a student out and choose a 'conductor' from the rest of the class and he decides what the signal is going to be. Class repeats a phrase or word until the 'conductor' makes the signal to indicate it's time to move onto the next one. The student who was sent out has to guess who is conducting the class.

**Jouer = to play**



Je joue = I play  
 Tu joues = You play (1 person)  
 Il joue = He plays  
 Elle joue = She plays  
 On joue = We play  
 Nous jouons = We play  
 Vous jouez = You play (plural or polite)  
 Ils jouent = They play (boys or mixed group)  
 Elles jouent = They play (girls)


A	B		
			
1) Je vais à la plage	5) Je me relaxe	9) J'achète des souvenirs	13) Je fais de la natation
2) Je vais au bord de la mer	6) Je joue au foot	10) Je mange au restaurant	14) Je fais de la planche à voile
3) Je vais en boîte	7) Je joue au tennis	11) Je regarde un match de foot	15) Je fais la fête
4) Je me bronze	8) Je visite des monuments	12) Je fais de l'équitation	16) Je fais les magasins

3. **Slap the board** – key words/pictures or phrases are displayed on the IWB, 2 boys stand at the front. Teacher or a nominated student says a word/phrase associated with something on the board and the 2 students try to be the first to slap the correct word/picture. Additional points earned by giving a translation or putting in context.

4. **Strip Bingo** – Display words on board. Pupils choose 12 of them and write the translation in a list in any order on a piece of paper. I call out the word/phrases (sometimes in context) and the students can tear off that word if it is at the top or bottom of their sheet.

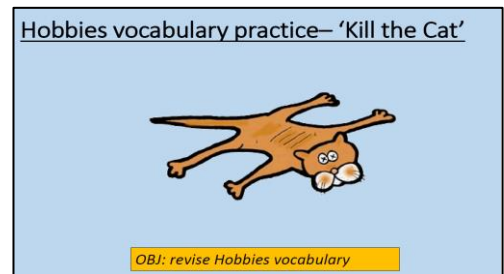
**Vocabulary 'Strip Bingo'**

Choose 10 of the words below and write the English meaning in a list on your piece of paper. You choose the order to write the words.

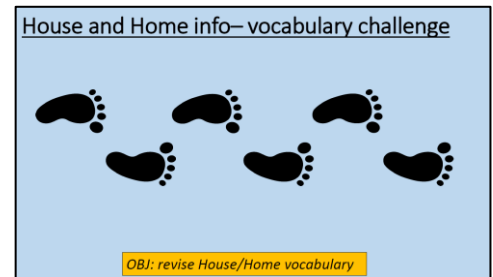


La banlieue	Une maison jumelle
Un bâtiment	Le sous sol
Une pièce	Un immeuble
Le toit	Au premier étage
Un lotissement	Une cuisine
Plusieurs	Un salon
Les combles	Une salle de bains
Une zone résidentielle	Des toilettes
Une maison	Je partage
Un appartement	La plus grande chambre
Une maison individuelle	Notre appartement se trouve

5. **Kill the Cat** - Essentially a reward for answering questions correctly. Divide class into teams. Ask questions. If a student gets the question correct, they gain the chance to throw a ball of paper/sponge ball at a toy cat which is perched on a stack of books/computer. Points for the questions, bonus for killing the cat – all seem to enjoy!



6. **Footsteps-/stepping stones** scatter bits of paper on floor. Students answer questions to progress along the path. Competing with each other to advance further.

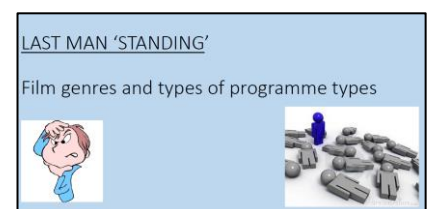


7. **Os& Xs** – Display O & Xs board on IWB (pictures/key words/phrases etc). Pupils work in pairs to play the game in their books or on a mini-whiteboard. They have to name a phrases/answer a question/use a key word in context etc, in order to gain their O or X

8. **Charades** – miming key words/phrases for partner or teammates to guess

	Il joue	Nous jouons	Vous jouez
	On joue	Ils jouent	Tu joues
	Je joue	Elle joue	Elles jouent

9. **Last Man Standing** – all students stand up. Go round the room asking for key words/facts etc. Student has to sit down if they have no answer or if they hesitate or repeat an answer.



10. **Just a minute/taboo/Mallet's Mallet** – Talking about a subject/using key vocab without repeating or hesitating or (in the case of taboo) using taboo words.

